

MicroTOL

Online Turbidimeter Specifications

Instrument Overview

The MicroTOL Online Turbidimeter is specifically designed for measuring turbidity continuously in filtered water, raw water, waste water final effluent and industrial applications.

The optional HF Online software allows graphical trending, alarms and filter analysis for multiple networked turbidimeters.

The optional ultrasonic autoclean system automatically cleans the optical chamber for finished or raw water applications.



Standard Features

- Meets USEPA method 180.1 and ISO 7027 design and performance criteria
- Range of 0 - 10 NTU, 0 - 100 NTU or 0 - 1000 NTU (depending upon model)
- One-piece design eliminates the need to mount more than one module per turbidimeter
- Fast response time and inexpensive calibration due to low (30 ml) sample volume
- Modular design reduces overall costs
- Removeable sample cuvettes allow for easy cleaning and calibrating
- Optics are not in contact with the sample which reduces the chance of false low readings
- Convenient reusable primary calibration standards



Simple calibration

Optical design

New optical design allows consistent readings with laboratory and portable turbidimeters.

Bubble rejection system

The optical chamber of the MicroTOL has been designed to eliminate air in the sample while simultaneously creating a vortex cleaning action throughout the optical chamber.

Calibration

Calibration with primary standards is completed using sealed cuvettes, similar to laboratory procedures. This dry method of calibration is fast, clean and reusable. On-screen menu items guide you through the calibration procedure quickly and easily.

New design

One-piece mounted design allows for simple mounting and minimal use of space. Increased range of 0-1000 NTU allows for use of low NTU filtered water or raw water. New optical design increases accuracy and provides more consistent readings with online, laboratory and portable turbidimeters.

Light source

White light is recommended for use in turbidimeters reporting results under US EPA (US standard) jurisdiction. HF scientific has developed NEW krypton filled white light technology with lamp life expectancy up to 7 years. Infrared light is recommended for use in turbidimeters reporting results under ISO 7027 (European standard) jurisdiction. Infrared light is also recommended for waste water final effluent and industrial applications where color is present in the sample stream.

Regulatory

USEPA method 180.1, ISO 7027

Optional data network interface acquisition system

The data acquisition system is designed to sequentially collect data from a series of interfaced HF scientific turbidimeters. The software system stores data, prints reports, graphs and alarms on each individual turbidimeter. In addition it can compare filters and monitor individual or multiple filter efficiency.

Certification

Listed or Certified to CE, UL, CSA (ETL,ETLc)

Sample specifications

The continuous monitoring system shall include a single modular unit with power supply, display and sensor as one single unit. The turbidimeter shall meet all requirements specified by the USEPA Method 180.1 (White Light Model), ISO 7027 (Infrared Model) and Standard Methods 2130B. The turbidimeter shall have a similar optical design to a laboratory turbidimeter, for accuracy. The turbidimeter shall have consistent readings with laboratory and portable turbidimeters. The turbidimeter shall be Modbus compatible. The turbidimeter shall have the option of using an ultrasonic autoclean system in finished or raw water applications. Accuracy shall be 2% of reading or plus or minus .02, whichever is greater, from 0-40 NTU, and 5% of reading or plus or minus .02, whichever is greater, from 40-1000 NTU. Resolution will be 0.0001 NTU (selectable).

The sensor shall consist of a rotational flow through assembly with a 30ml cuvette. The specially designed flow head bubble rejection system often eliminates the need for a bubble trap and ensures an immediate response time. The sensor shall be able to accommodate grab samples. Calibration and standardization will be accomplished using small volumes (30ml) of reusable primary standards in a cuvette. The Primary Standards shall be reusable for multiple online turbidimeters and be interchangeable with laboratory turbidimeters. Calibration procedures can be completed without disrupting the sample flow. The lamp source and detector shall not come in contact with the sample, eliminating false low readings. The turbidimeter shall use menu driven software for user ease. The turbidimeter enclosure shall be designed to meet NEMA 4X (IP66) and suitable for outdoor installation. The Online Turbidimeter shall be HF scientific MicroTOL Online Turbidimeter.

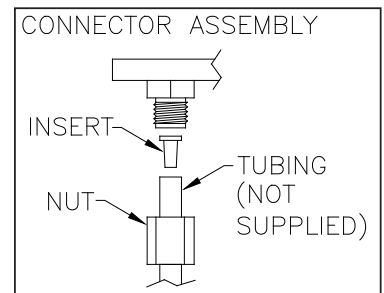



Range	0 - 10 NTU, 0 - 100 NTU or 0 - 1000 NTU (depending upon model)
Measurement principle	Nephelometry (90 degrees)
Accuracy	2% of reading or ± 0.02 below 40 NTU (whichever is greater), 5% of reading above 40 NTU
Resolution	0.0001 (below 10NTU) selectable
Response time	Adjustable (5 to 500 seconds) (0 - 1000 NTU)
Input pressure	1 - 200psi (built in regulator set at 15psi)
Standard outputs	4-20 mA galvanic isolated or RS-485 (selectable)
RS-485 protocols	Modbus, HF Simplebus, HF Online Interface
Light source	White light - 5 year life, infrared light (850nm LED) - 7 year life
User alarms	2 high / low / system alarms
Alarm contacts	FORM C 250 VAC 2A
Display	Multiline custom backlight LCD
Security code	Prevents unauthorized access
Built in diagnostics	Yes
Storage temperature	-4°F to 140°F (-20°C to 60°C)
Operating temperature	34°F to 122°F (1°C to 50°C)
Wetted surfaces	Nylon, borosilicate glass, silicon, polypropylene, stainless steel
Enclosure	Designed to meet NEMA 4X, IP66
Outdoor installation	34°F to 122°F (1°C to 50°C))
Certifications	USEPA, ISO 7027, CE approved, ETL listed to UL 61010B-1 and ETL certified to CSA 22.2 No. 1010-1-92
Dimensions	14 " x 12" x 12" (35 cm x 30 cm x 30 cm)
Shipping weight	2.5 kg (5.5 lbs.)

Specifications subject to change without notice.

Ordering information can be found on the back page of this document.

Dimensions

All Dimensions are in millimeters (inches).



Ordering information*

Catalog No.	Model	Range in NTU	Ultrasonic Autoclean	USEPA Method 180.1	ISO 7027
20053	#2 White Light	0 - 1000		X	
20054	#2 Infrared	0 - 1000			X
20055	#3 White Light	0 - 100	X	X	
20056	#3 Infrared	0 - 100	X		X
20063	#4 White Light	0 - 1000	X	X	
20064	#4 Infrared	0 - 1000	X		X
40060	#5 White Light	0 - 10		X	
40061	#5 Infrared	0 - 10			X
40070	#6 White Light	0 - 10	X	X	
40071	#6 Infrared	0 - 10	X		X

*All models are delivered fully calibrated and include 4-20mA, backlight display, RS-485/Modbus, inline pressure regulator, desiccant, universal power supply (100-240 VAC) & operator's manual. Model 2 also includes spare measuring cuvette w/light shield.

Accessories

19783	HF Online Windows Software for data collection and reporting
19609	Remote display for an additional digital readout
39950	<i>ProCal</i> primary calibration kit, low range, .02, 1 and 10 NTU for TOL 5 or 6
39953	<i>ProCal</i> primary calibration kit, .02, 10 and 100 NTU for TOL 3
39957	<i>ProCal</i> primary calibration kit, full range, .02, 10 and 1000 NTU for TOL 2 or 4
21555R	Desiccant refill
20779S	Power cord - 120VAC / 240 VAC